



Reporting Illegal Content on TikTok

Step 1: Select the arrow at the bottom of the sidebar on the content in question.

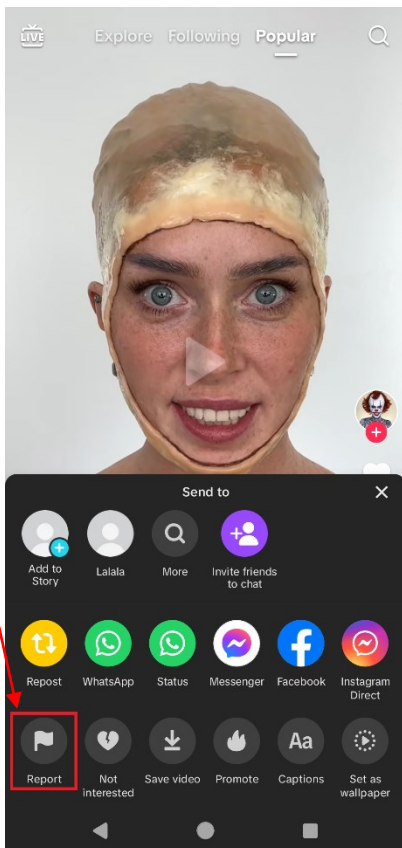


Reporting Harmful Content on TikTok

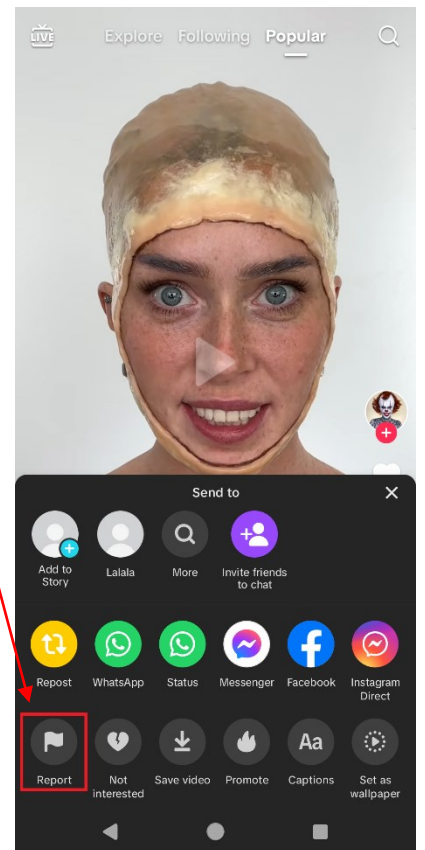
Step 1: Select the arrow at the bottom of the sidebar on the content in question.



Step 2: Click on the flag icon, labelled 'Report'.



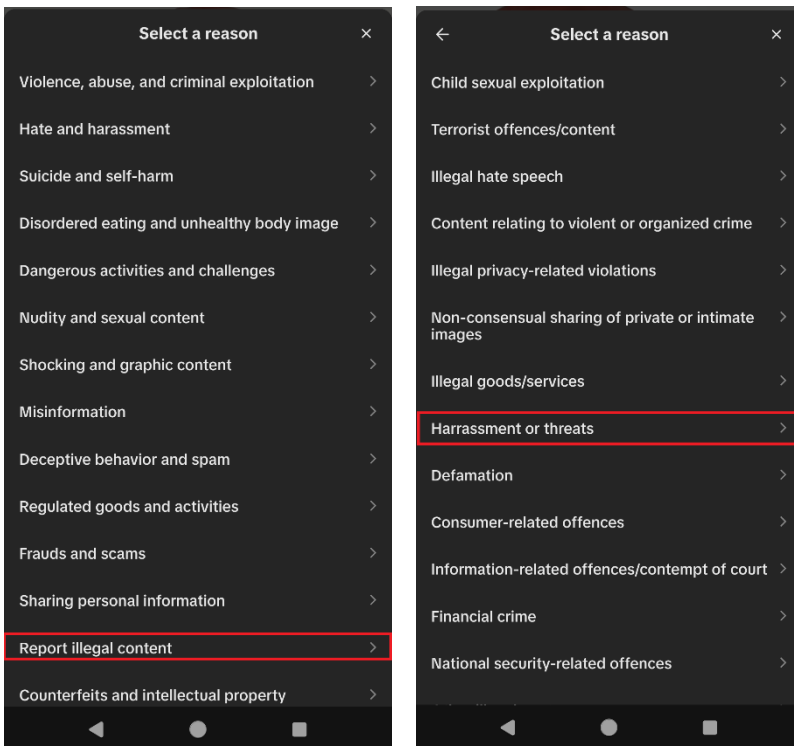
Step 2: Click on the flag icon, labelled 'Report'.



Reporting Illegal Content on TikTok

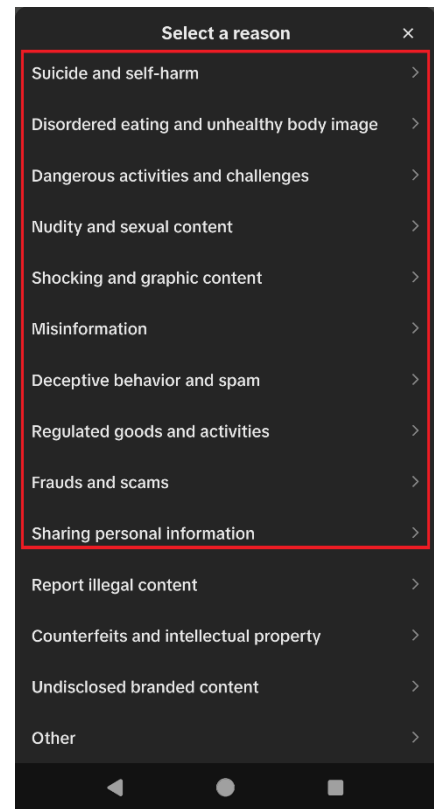
Step 3: Select 'Report illegal content'.

Step 4: Choose a sub-category.



Reporting Harmful Content on TikTok

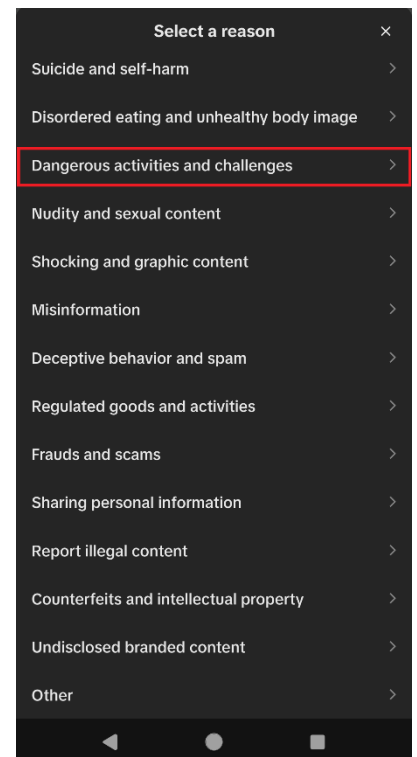
Step 3: This brings up a list of reportable content – the content highlighted below is considered harmful but may not be illegal.



Step 5: Complete the fields marked with an asterisk (detail on the relevant law is not required but is helpful if known), tick to confirm that you believe your report to be true and accurate and click 'Submit'.

The screenshot shows the reporting form. The following fields are highlighted with red boxes: 'Legal jurisdiction*', 'Report explanation*', 'Signature (Required):', and the 'Submit' button.

Step 4: Select a category. Depending on the nature of the content and the reason for your report, you may be asked to choose from one or more lists of sub-categories before landing on the submission page.



Step 5: Read and submit as appropriate.

